

Features

- 0.5 gal/min (1.9 l/min) flow rate.
- Factory set 30 second max. continual run cycle .
- Vandal-resistant aerator.
- 24" (610 mm) flexible supply hoses for easy installation.
- 6-3/16" (157 mm) spout reach.
- Less Drain.

Material

- Brass construction.

Technology

- Includes 30-year Hybrid Energy Cell.
- Electronic Insight™ Sensor Technology for accurate and consistent activation.

Installation

- Single-hole mounting.
- Above-counter valve for easy installation and maintenance.

Optional Products/Accessories

- 1160593 .35 gpm Aerator, Small
- 1139286 Small Aerated 1.0 gpm (3.8 l/min)
- 1139287 Small Laminar 1.0 gpm (3.8 l/min)
- 1053576 Small Aerated 1.5 gpm (5.7 l/min)
- 1053532 Small Laminar 1.5 gpm (5.7 l/min)
- 78783 Sealing Washer
- K-7129 Drain
- K-7129-A Drain
- K-13478-A Escutcheon Plate
- K-13478-B Escutcheon Plate
- K-13479-A Escutcheon Plate
- K-13479-B Escutcheon Plate



ADA CSA B651 OBC

Codes/Standards



ASME A112.18.1/CSA B125.1
NSF/ANSI 372
All applicable US Federal and State material regulations
DOE - Energy Policy Act 1992
California Energy Commission (CEC)
ADA
ICC/ANSI A117.1
CSA B651
OBC

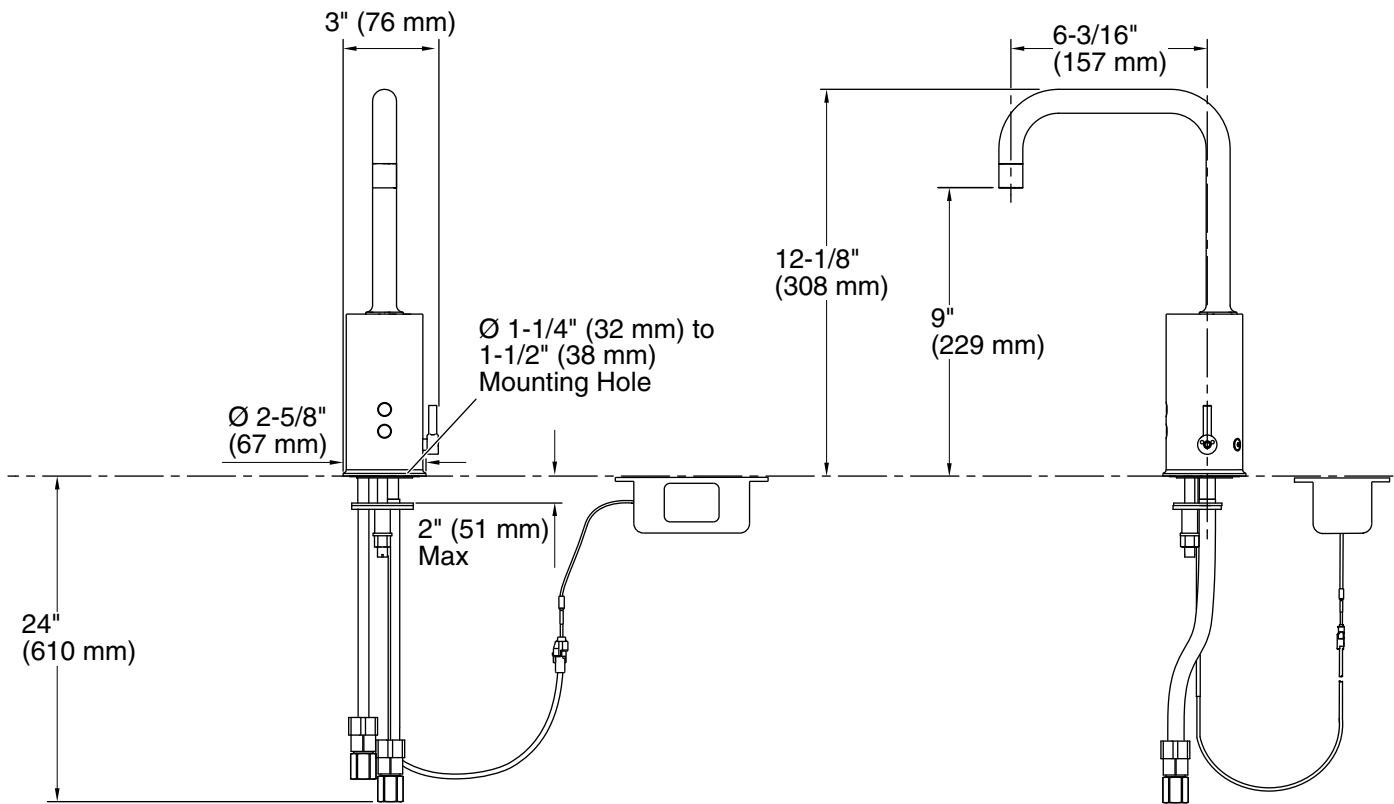
KOHLER® One-Year Limited Warranty

See website for detailed warranty information.

Available Colors/Finishes

Color tiles intended for reference only.

Color	Code	Description
	CP	Polished Chrome
	VS	Vibrant® Stainless



Technical Information

All product dimensions are nominal.

Faucet:

- Flow rate: 0.5 gal/min (1.9 l/min)
- Valve body: Machined-brass
- Drain included: No

Notes

- Install this product according to the installation guide.
- A 1-1/4" (32 mm) minimum to 1-1/2" (38 mm) maximum diameter mounting hole is required.
- The minimum distance between the back of the faucet spout and the wall must be 1-3/4" (44 mm). This will allow proper clearance for setscrew access.
- The maximum distance between the bathroom sink basin edge to the base of the faucet spout must be 1-3/4" (44 mm).
- The maximum height of the lip basin should be 3/4" (19 mm).
- Product includes rosebud spray aerator. Other aerator styles are available.
- ADA, OBC, CSA B651 compliant when installed to the specific requirements of these regulations.